

CENTURY Guardian Portal

CENTURY is a learning platform that uses Artificial Intelligence to personalise learning for every child. Our team of dedicated Curriculum Specialists have created content for Maths, English and Science from Years 3 to 11 aligned to the National Curriculum.



In the same way that Amazon and Spotify learn about you, CENTURY learns how each learner's brain learns, to suggest nuggets (mini lessons) that will support or stretch your child. Helping them to overcome learning roadblocks.

Getting started

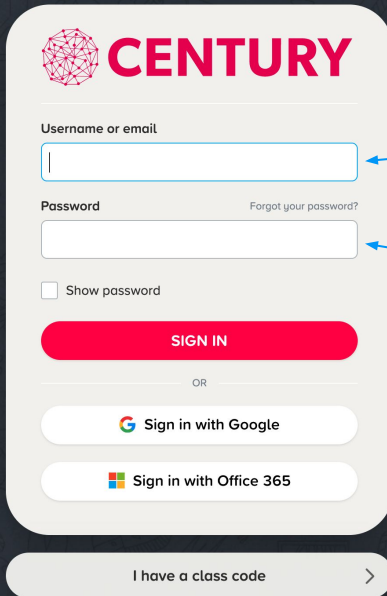
What your child will need to use CENTURY:

- An internet enabled device using an up-to-date version of Chrome or Safari
- A desk or table and somewhere comfortable to sit
- Pen and paper for notes and workings out
- Headphones

How to Log in

← → ↻ 🏠 🔒 app.century.tech/login/

To log in to CENTURY go to app.century.tech



The screenshot shows the CENTURY login interface. At the top is the CENTURY logo. Below it is a form with two input fields: 'Username or email' and 'Password'. The 'Password' field has a 'Forgot your password?' link to its right. Below the password field is a checkbox labeled 'Show password'. A red 'SIGN IN' button is positioned below the form. Underneath the button is the word 'OR' and two social login buttons: 'Sign in with Google' and 'Sign in with Office 365'. At the bottom of the form is a button labeled 'I have a class code' with a right-pointing arrow.

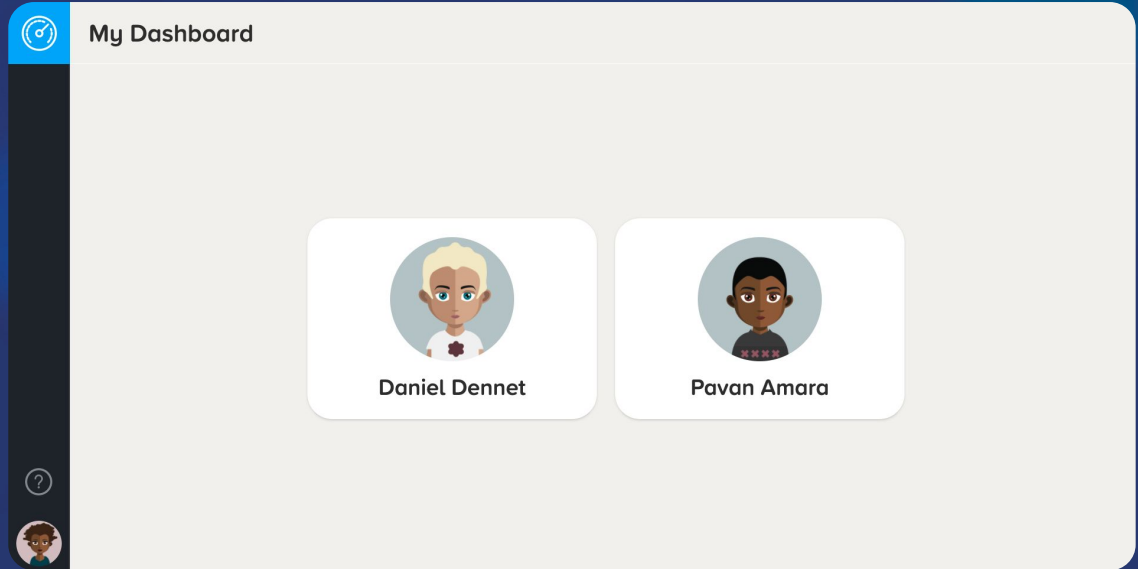
Enter the email and password you set your account up with.

If you forget your password, click on the 'Forgot your password?' link. Once you enter your details, an email will be sent to your account to reset your password.

CENTURY can be used from any tablet or desktop computer and is supported on Chrome, Safari and Microsoft Edge. To find out which browser version we support, please click [here](#).

How can I view my child's progress on CENTURY?

Once you have signed into your CENTURY Guardian account, you can see the Guardian dashboard and an overview for your child. If you have more than one child on CENTURY, you will see an avatar for each child. You can then click on them to see their dashboard.



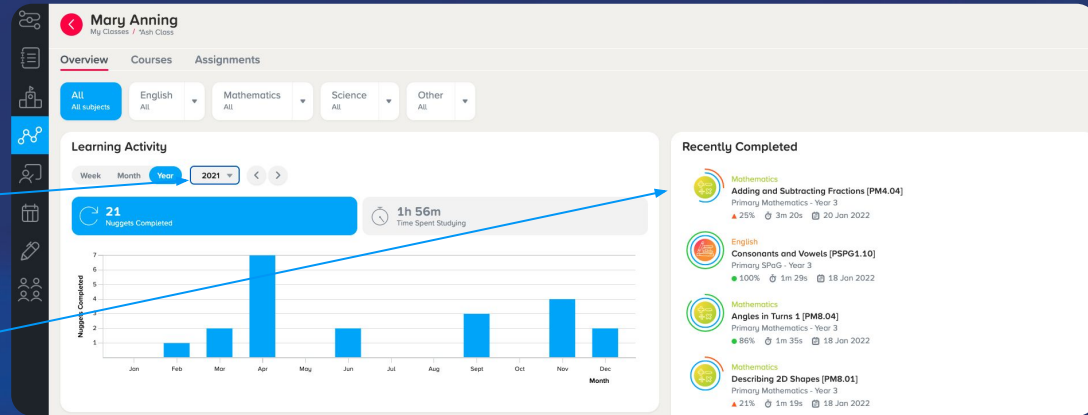
How can I view my child's progress on CENTURY?

Use the selector and drop down to view how many nuggets your child has completed, and their time spent over a specific time period.

View recently completed nuggets with scores achieved.

Click on the courses to drill down into how your child is performing in particular subjects. See active days, and a nugget recommended for your child to complete.


See active days, and a nugget recommended for your child to complete.



Courses

	Multiplication Tables Primary Mathematics - Multiplication Tables	Completion 4% 2 / 53	Average Score 100%	Time Spent 2m 2s
	Mathematics Primary Mathematics - Year 3	Completion 16% 22 / 140	Average Score 74%	Time Spent 1h 29m
	English Primary Reading Comprehension - Years 3 & 4	Completion 0%	Average Score	Time Spent
	Science Primary Science - Year 3	Completion 24% 12 / 49	Average Score	Time Spent

Active Days

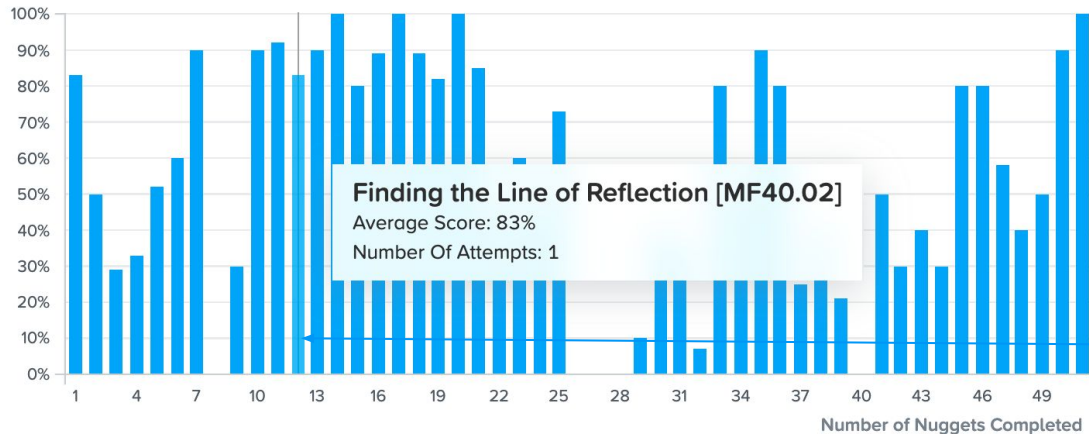


Memory Boost

English Literature
Act One [MND1.02]
Days since last attempt: 129

How can I view my child's performance on CENTURY?

Average Score in Each Nugget



Hover over the bars to see your child's average score in each nugget and the number of attempts. This chart shows you the nuggets your child has done in chronological order.

How can I view my child's performance on CENTURY?

Scroll through 'My tracker' to see your child's nugget scores. The headers can be toggled in ascending and descending order.

My Tracker

NUGGET NAME	LAST ATTEMPT	LAST COMPLETION	LAST SCORE	BEST SCORE
Division: 6, 7, 8, 9, 11 and 12 [MF1.12]	27/01/2021	92%	50%	50%
Mixed and Improper Fractions [MF4.06]	18/01/2021	55%	40%	40%
Mixed Circle Theorems 1: Practice [MH57.09]	27/10/2020	100%	58%	58%

Click the nugget name to see your child's nugget attempt data.

In this new window, you can click the (+) button to view their scores, how long they spent completing the nugget and drill down to see your child's answers to identify any misconceptions.

Top Tip!

If your child has achieved a low score, check to see they have spent enough time looking at the learning material. If they have looked at the slideshow, try viewing the video and trying again.

Pavan Amara

Mixed Circle Theorems 1: Practice [MH57.09]

Mathematics - Secondary - Higher



Last Attempt

COMPLETION SCORE
100% 58%
27 Oct 2020 14:31

Attempts



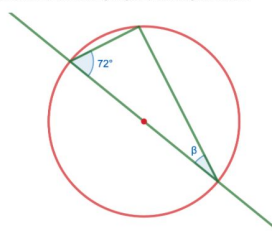
ATTEMPT	COMPLETION	SCORE	CORRECT	MARKS	ACTIVE TIME	START	END
---------	------------	-------	---------	-------	-------------	-------	-----

1	100%	58%	6/10	14/24	9m 5s	27 Oct 2020 14:22	27 Oct 2020 14:31
---	------	-----	------	-------	-------	-------------------	-------------------

LEARNING MATERIAL	MEDIA TYPE	TIME SPENT
CENTURY Explains	Video	4m 36s

QUESTION NAME	QUESTION TYPE	ACTIVE TIME	CORRECT	MARKS
1 Angle in Semicircle	Exact Answer Equation	1m 36s	✗	0/2

Work out the value of the missing angle on the diagram below:



1.87

Incorrect

How can my child be a more independent learner?

'My Strengths' lists the 5 highest scoring nuggets for your child in the course.

'My Areas for Improvement' lists the lowest scoring nuggets for your child in the course.

The 'Stretch Myself' and 'Focus for Improvement' nugget lists are the next steps CENTURY has identified for your child and will be likely to appear in the Recommended Path for your child.

Top Tip!

You may want to encourage your child to make their way through their pathway but also the nuggets under My Strengths and Areas for Improvement. To find these nuggets, they will need to log in and find the nugget they need to study under 'My courses'.

My Strengths

- Introduction to Reflection [MF40.01]
- Shading Fractions [MF4.05]
- Recipe Ratio 2: Find the Number of People [MF16.03]
- Percentage Increase [MF10.01]
- Plans and Elevations with Cuboids [MF33.03]

My Areas for Improvement

- Perpendicular Bisector [MF42.03]
- Finding 10% [MF7.04]
- Area of Squares, Rectangles and Parallelograms [MF31.03]
- Constructing Angles (30°, 45°, 60°, 90°) [MF42.06]
- Negative Numbers [MH2.03]

Stretch Myself

- Coordinates in Reflection [MF40.03]
- Translating a Point [MF40.04]
- Translating a Shape [MF40.05]
- Describing Translations [MF40.06]
- Enlarging Shapes [MF40.07]

Focus On To Improve

- Constructing Triangles [MI42.10]
- Finding 25% [MF7.03]
- Estimating Area [MF31.02]
- Perpendicular from a Point to a Line [MF42.05]
- Mathematical Symbols [MF2.02]

FAQ

What if my child or I forgets our login details?

You can click on the 'Forgot your password?' link and enter your details for an email to be sent to your account to reset your password. Your child's teacher can also reset their password.

What is a nugget?

There are two types of nugget:

- 1) A diagnostic contains no learning material and is a mini-quiz. The data from these diagnostics are used to kick start your child's personalised recommendations on CENTURY.
- 2) A normal nugget is a mini-lesson on a topic within a subject. This contains learning materials in the form of a slideshow or a video.

Need further support?

[Customer help page](#)

[Customer resources](#)

Or email us on: support@century.tech

Is CENTURY compatible with all devices?

CENTURY can be used on any tablet or desktop computer and is supported on Chrome, Safari and Microsoft Edge. To find out which browser version we support please click [here](#).

You are able to use CENTURY on mobile devices, we are continually working on optimising the experience.

What are the keys?

The keys are called 'Reveals'. They give you the opportunity to reveal the correct answer for questions you have answered incorrectly. Students are given three keys which refresh every hour.

Does every child have their own personalised pathway?

Yes, CENTURY's pathway is different for every student, based on how they answer questions in diagnostics and nuggets. The pathway will adjust based on the student's strengths and weaknesses.